



NURUOSMANIYE Kültür Turizm ve
Ticaret Limited Şirketi
DATU Laboratory

KEYAP SİTESİ A2 Blok No: 14
34775 Y.Dudullu/Ümraniye - İstanbul



DATU
19010-11
06-19

Report of Analysis

Customer Name/Address	: Sadırlar Alliance Tekstil A.Ş. ve Fatih Tekstil Baskı San. ve Tic. Ltd. Şti. Adres 1: Cihangir Mah. Dolum Tesisleri Yolu Şehit Kom. Onb. Uğur Hancı Sok. No:9 Avcılar/İSTANBUL Adres 2: Mahmutbey Mah. 2662 Sok. No:8 İşyeri No:1B1 Bağcılar/İstanbul		
Report Number	: 19010-11		
Name and Identity of Test Item	: 19010-11 Veg-e lave.		
The Date of Receipt of Test Item	: -		
Remarks	: yellow liquid dye		
Sample taking date and method	: 14.06.2019 / From Hand		
Sample taker's name	: Pınar Başpınar		
Date of Test	: 20.06.2019		
Number of Pages of the Report	: 3	Number of copies of the report	3

The testing and/or measurement results, the uncertainties (if applicable) with confidence probability and test methods are given on the following pages which are part of this report.
The results are related only to the items tested.

Seal	Date	Makes Analysis	Controlling	Head of Laboratory
	28.06.2019	Emine TORGAN GÜZEL	Pınar BAŞPINAR	Emine TORGAN GÜZEL



This report shall not be reproduced other than in full except with the permission of the laboratory. The testing reports without signature and seal are not valid.

TOPIC

Dyestuff analysis of the liquid sample with yellow-colored.

METHOD(S)

1. Qualitative Dyestuff Analysis by HPLC-DAD (High Performance Liquid Chromatography with Diode Array Detection)



Figure 1. The powder sample with yellow-colored coded with 19010-11 (Veg-e lave).

RESULTS OF ANALYSES

Qualitative Dyestuff Analysis by HPLC-DAD

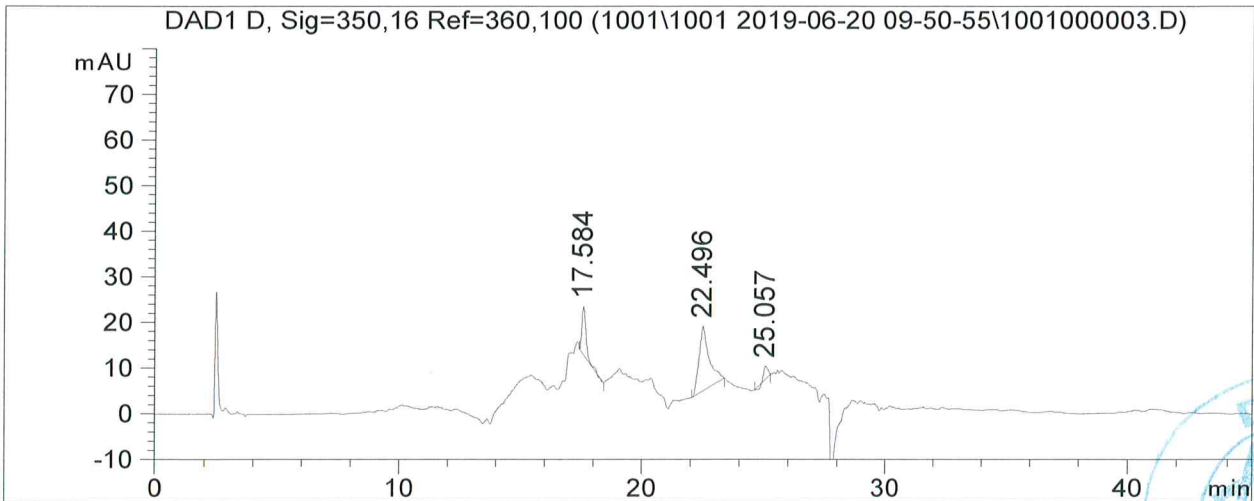


Figure 2. Chromatogram of the sample coded with 19010-11.

PB
ETG



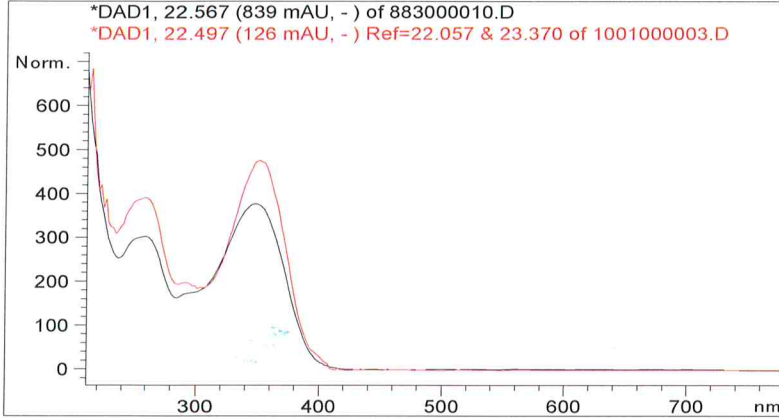


Figure 3. Comparison of the spectrum identified in the sample with luteolin standard.

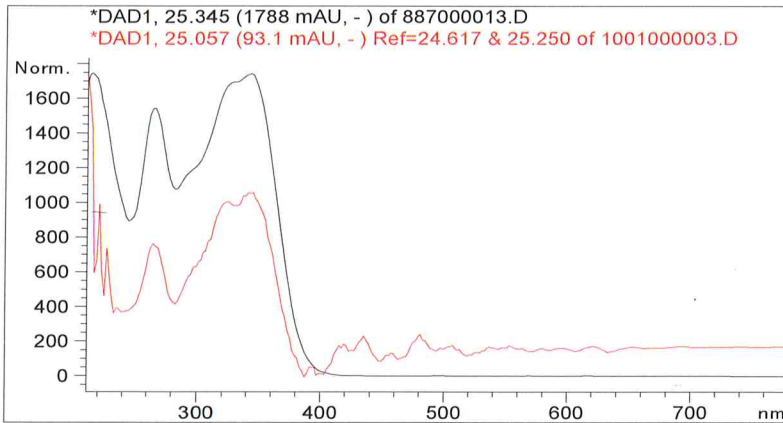


Figure 4. Comparison of the spectrum identified in the sample with apigenin standard.

RESULT AND EVALUATION

Dyestuff analysis (Fig. 2-4) was carried out using HPLC-DAD for yellow-colored liquid dye sample coded with 19010-11 (Veg-e lave., Fig.1).

According to the dyestuff analysis, luteolin and apigenin dyestuffs were determined in the yellow-colored dye sample coded with 19010-10 (Veg-e lave).

As a result, it was determined that the yellow-colored sample analyzed is natural dye.





NURUOSMANIYE Kùltür Turizm ve
Ticaret Limited Şirketi
DATU Laboratory

KEYAP SİTESİ A2 Blok No: 14
34775 Y.Dudullu/Ümraniye - İstanbul



DATU
19010-02
06-19

Report of Analysis

Customer Name/Address	: Sadırlar Alliance Tekstil A.Ş. ve Fatih Tekstil Baskı San. ve Tic. Ltd. Şti. Adres 1: Cihangir Mah. Dolum Tesisleri Yolu Şehit Kom. Onb. Uğur Hancı Sok. No:9 Avcılar/İSTANBUL Adres 2: Mahmutbey Mah. 2662 Sok. No:8 İşyeri No:1B1 Bağcılar/İstanbul		
Report Number	: 19010-02		
Name and Identity of Test Item	: 19010-02 Veg-e mad.		
The Date of Receipt of Test Item	: -		
Remarks	: Red-colored powder dye		
Sample taking date and method	: 14.06.2019 / From Hand		
Sample taker's name	: Pınar Başpınar		
Date of Test	: 18.06.2019		
Number of Pages of the Report	: 4	Number of copies of the report	3


The testing and/or measurement results, the uncertainties (if applicable) with confidence probability and test methods are given on the following pages which are part of this report.
The results are related only to the items tested.

Seal	Date	Makes Analysis	Controlling	Head of Laboratory
	27.06.2019	Emine TORGAN GÜZEL	Pınar BAŞPINAR	Emine TORGAN GÜZEL

Emine TORGAN GÜZEL

Pınar BAŞPINAR

Emine TORGAN GÜZEL



This report shall not be reproduced other than in full except with the permission of the laboratory. The testing reports without signature and seal are not valid.

TOPIC

Dyestuff analysis of the powder sample with red-colored.

METHOD(S)

Qualitative Dyestuff Analysis by HPLC-DAD (High Performance Liquid Chromatography with Diode Array Detection)



Figure 1. The powder sample with red-colored coded with 19010-02 (Veg-e mad.).

RESULTS OF ANALYSES

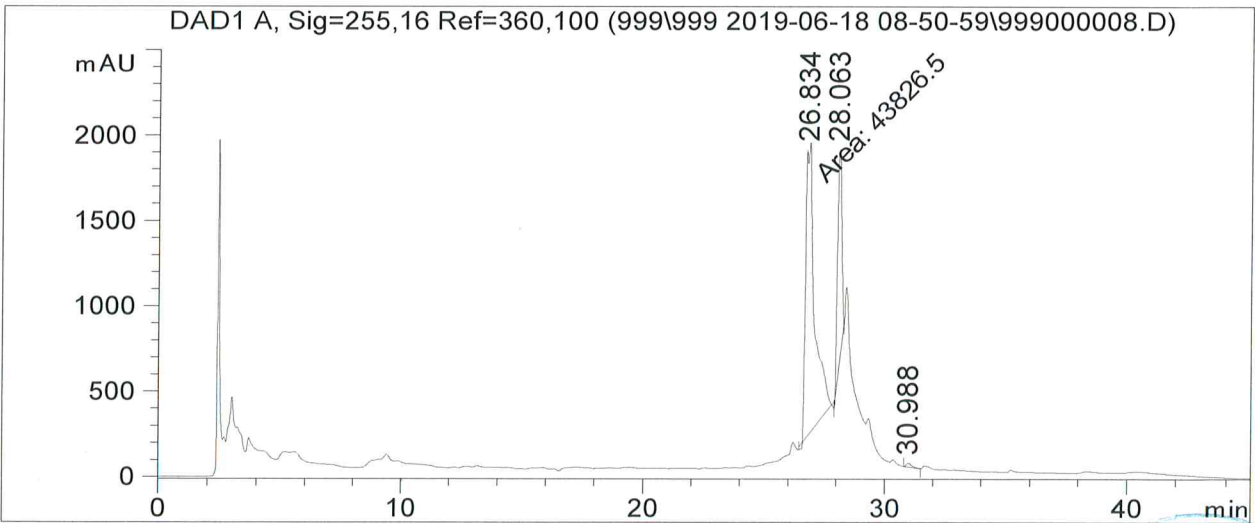



Figure 2. Chromatogram of the sample coded with 19010-02.



DATU
19010-02
06-19

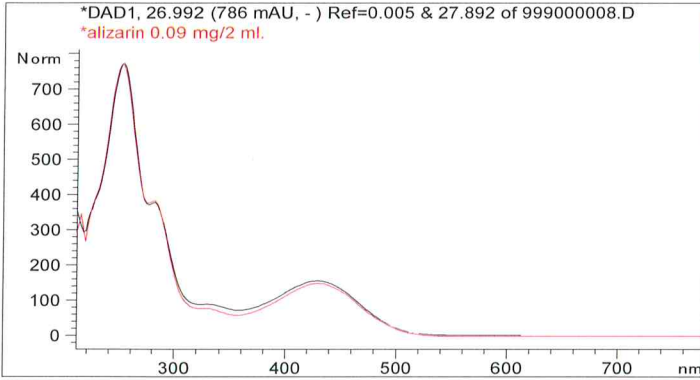


Figure 3. Comparison of the spectrum identified in the sample with alizarin standard.

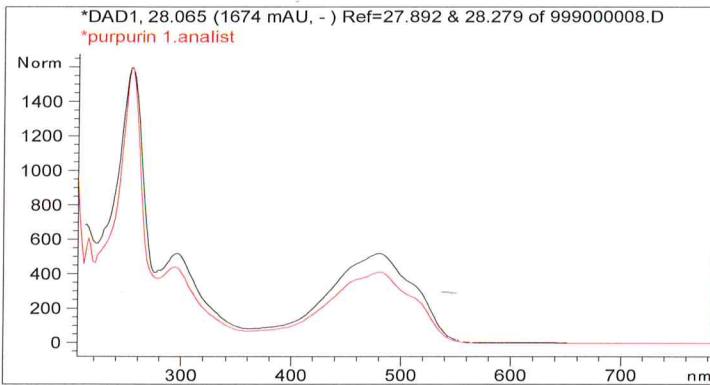


Figure 4. Comparison of the spectrum identified in the sample with purpurin standard.

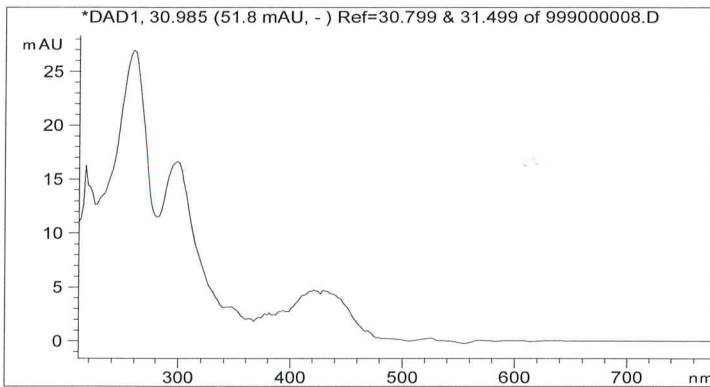



Figure 5. The spectrum of identified anthraquinone dyestuff.



DATU
19010-02
06-19

RESULT AND EVALUATION

Dyestuff analysis (Fig. 2-5) was carried out using HPLC-DAD for red-colored powder dye sample coded with 19010-02 (Veg-e mad., Fig.1).

According to the dyestuff analysis, alizarin, purpurin and *antraquinone dyestuff were determined in the red-colored dye sample coded with 19010-02 (Veg-e mad.).

As a result, it was determined that the red-colored sample analyzed is natural dye. This dye sample is madder plant (Rubia tinctorum L.).

(*) For this analysis is outside the scope of accreditation.





NURUOSMANIYE Kültür Turizm ve
Ticaret Limited Şirketi
DATU Laboratory

KEYAP SİTESİ A2 Blok No: 14
34775 Y.Dudullu/Ümraniye - İstanbul







DATU
19010-09
06-19

Report of Analysis

Customer Name/Address	: Sadırlar Alliance Tekstil A.Ş. ve Fatih Tekstil Baskı San. ve Tic. Ltd. Şti. Adres 1: Cihangir Mah. Dolum Tesisleri Yolu Şehit Kom. Onb. Uğur Hancı Sok. No:9 Avcılar/İSTANBUL Adres 2: Mahmutbey Mah. 2662 Sok. No:8 İşyeri No:1B1 Bağcılar/İstanbul		
Report Number	: 19010-09		
Name and Identity of Test Item	: 19010-09 Veg-e Olive If.		
The Date of Receipt of Test Item	: -		
Remarks	: yellowish liquid dye		
Sample taking date and method	: 14.06.2019 / From Hand-		
Sample taker's name	: Pınar Başpınar		
Date of Test	: 20.06.2019		
Number of Pages of the Report	: 6	Number of copies of the report	3

The testing and/or measurement results, the uncertainties (if applicable) with confidence probability and test methods are given on the following pages which are part of this report.
The results are related only to the items tested.

Seal	Date	Makes Analysis	Controlling	Head of Laboratory
	28.06.2019	Emine TORGAN GÜZEL	Pınar BAŞPINAR	Emine TORGAN GÜZEL
				

This report shall not be reproduced other than in full except with the permission of the laboratory. The testing reports without signature and seal are not valid.

TOPIC

Dyestuff analysis of the liquid sample with yellowish-colored.

METHOD(S)

1. Qualitative Dyestuff Analysis by HPLC-DAD (High Performance Liquid Chromatography with Diode Array Detection)



Figure 1. The powder sample with yellowish-colored coded with 19010-09 (Veg-e Olive lf.).

RESULTS OF ANALYSES

Qualitative Dyestuff Analysis by HPLC-DAD

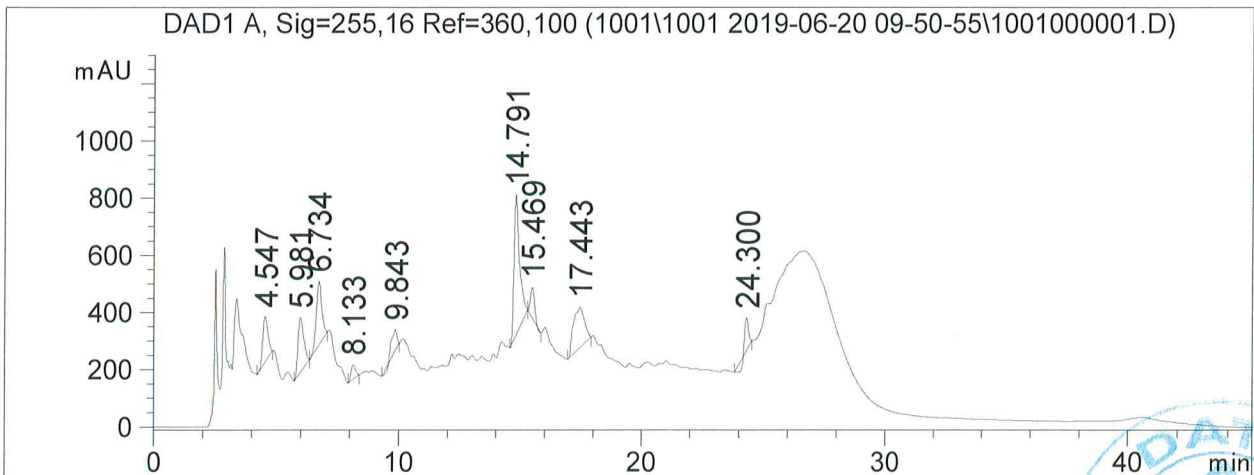


Figure 2. Chromatogram of the sample coded with 19010-09.

PB
ETG



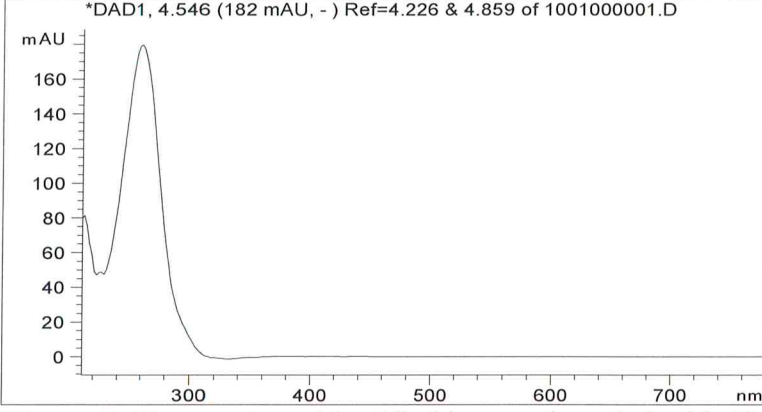


Figure 3. The spectrum identified in sample coded with 19010-09 (Retention time: 4.546 min.).

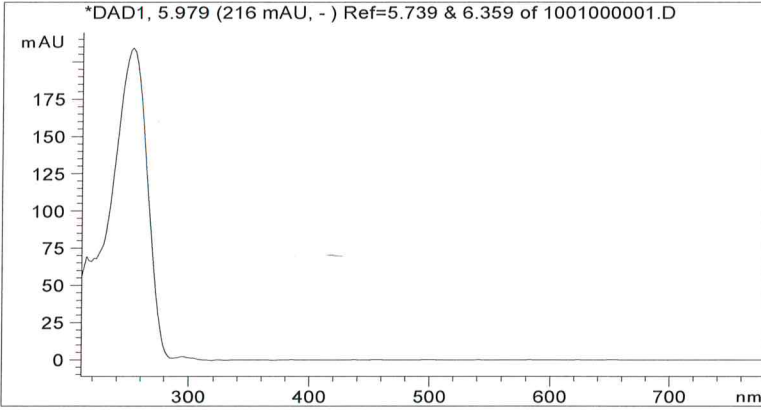


Figure 4. The spectrum identified in sample coded with 19010-09 (Retention time: 5.979 min.).

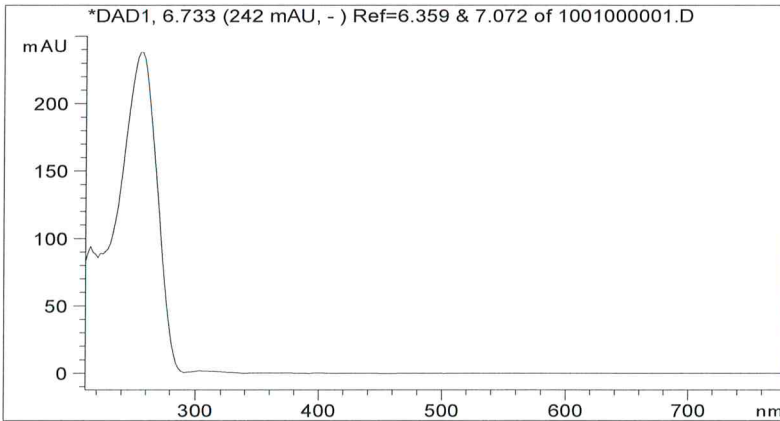


Figure 5. The spectrum identified in sample coded with 19010-09 (Retention time: 6.733 min.).

PB
ETG

DATU
19010-09
06-19

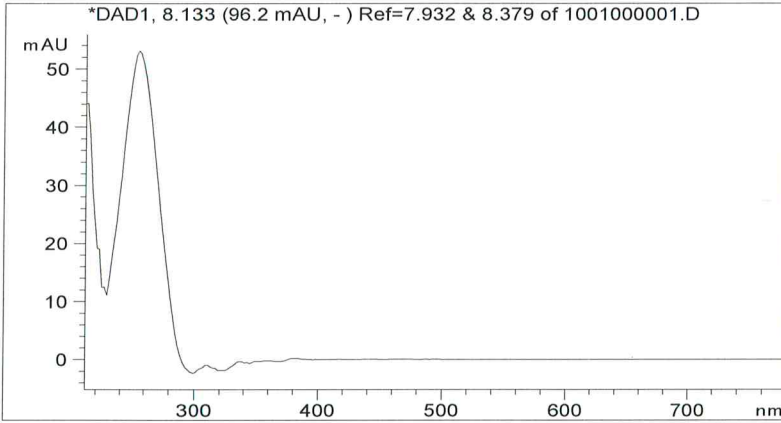


Figure 6. The spectrum identified in sample coded with 19010-09 (Retention time: 8.133 min.).

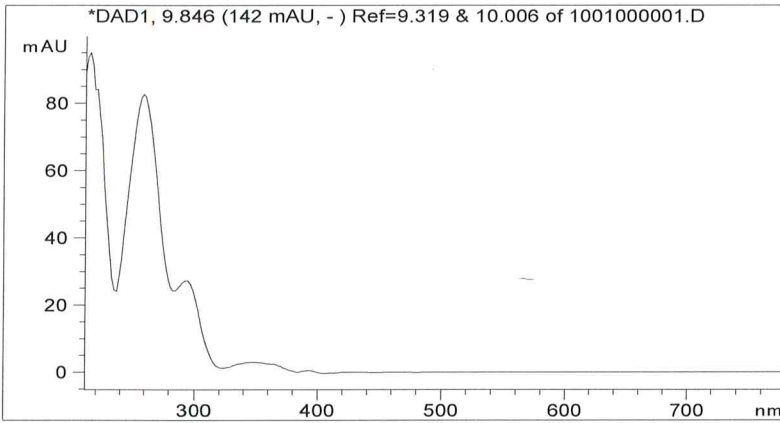


Figure 7. The spectrum identified in sample coded with 19010-09 (Retention time: 9.846 min.).

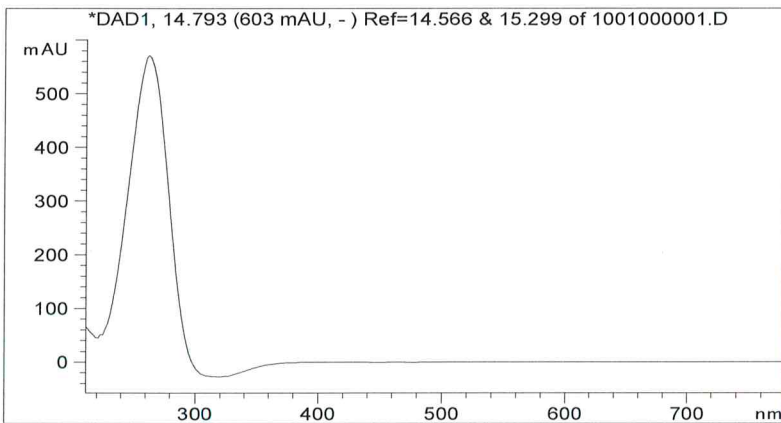


Figure 8. The spectrum identified in sample coded with 19010-09 (Retention time: 14.793 min.).



DATU
19010-09
06-19

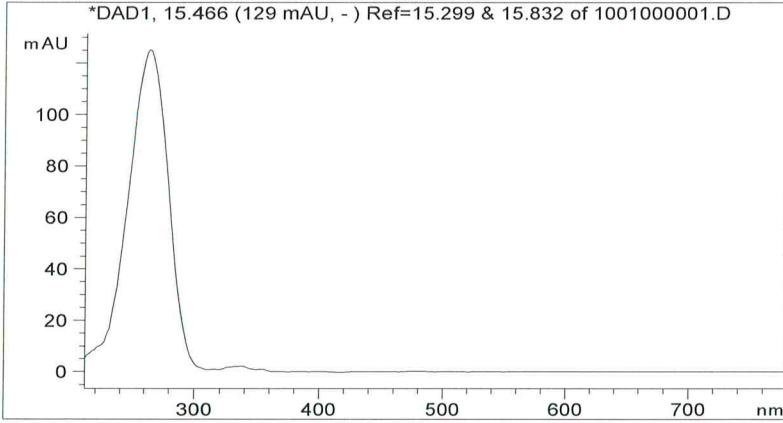


Figure 9. The spectrum identified in sample coded with 19010-09 (Retention time: 15.466 min.).

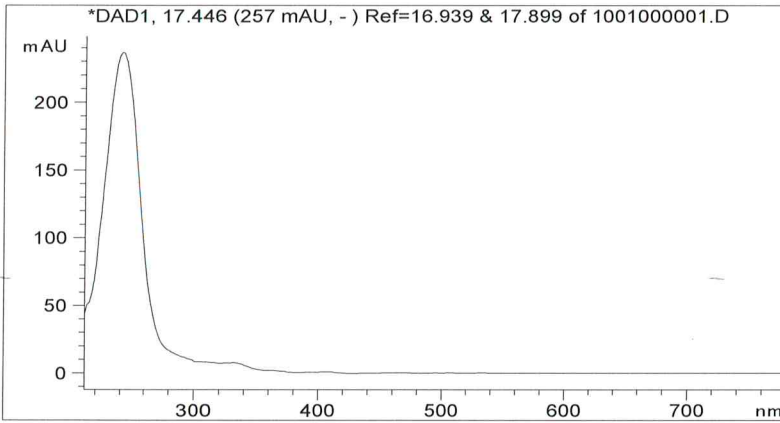


Figure 10. The spectrum identified in sample coded with 19010-09 (Retention time: 17.446 min.).

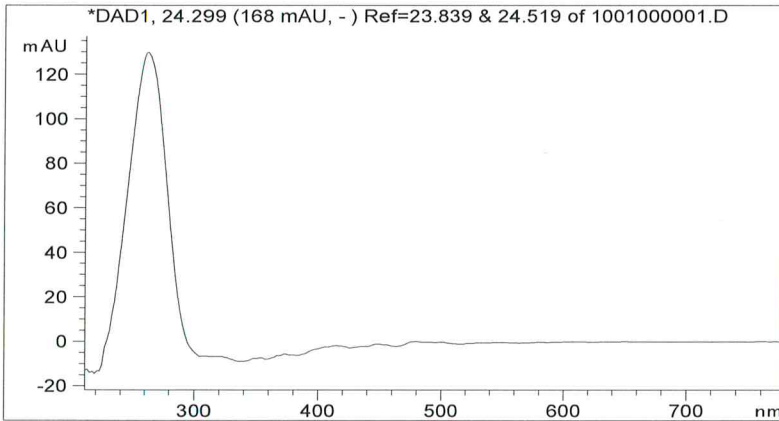


Figure 11. The spectrum identified in sample coded with 19010-09 (Retention time: 24.299 min.).



DATU
19010-09
06-19

RESULT AND EVALUATION

Dyestuff analysis (Fig. 2-11) was carried out using HPLC-DAD for yellowish-colored liquid dye sample coded with 19010-09 (Veg-e Olive lf., Fig.1).

According to the dyestuff analysis, *some dyestuffs thought to be phenolic acid were determined in the yellowish-colored dye sample coded with 19010-09 (Veg-e Olive lf).

As a result, it was determined that the yellowish-colored sample analyzed is natural dye.

(*) For this analysis is outside the scope of accreditation.





NURUOSMANIYE Kùltür Turizm ve
Ticaret Limited Şirketi
DATU Laboratory

KEYAP SİTESİ A2 Blok No: 14
34775 Y.Dudullu/Ümraniye - İstanbul







DATU
19010-03
06-19

Report of Analysis

Customer Name/Address	: Sadırlar Alliance Tekstil A.Ş. ve Fatih Tekstil Baskı San. ve Tic. Ltd. Şti. Adres 1: Cihangir Mah. Dolun Tesisi Yolu Şehit Kom. Onb. Uğur Hancı Sok. No:9 Avcılar/İSTANBUL Adres 2: Mahmutbey Mah. 2662 Sok. No:8 İşyeri No:1B1 Bağcılar/İstanbul		
Report Number	: 19010-03		
Name and Identity of Test Item	: 19010-03 Veg-e pome.		
The Date of Receipt of Test Item	: -		
Remarks	: Brown-colored powder dye		
Sample taking date and method	: 14.06.2019 / From Hand		
Sample taker's name	: Pınar Başpınar		
Date of Test	: 19.06.2019		
Number of Pages of the Report	: 3	Number of copies of the report	3

The testing and/or measurement results, the uncertainties (if applicable) with confidence probability and test methods are given on the following pages which are part of this report.
The results are related only to the items tested.

Seal	Date	Makes Analysis	Controlling	Head of Laboratory
	27.06.2019	Emine TORGAN GÜZEL	Pınar BAŞPINAR	Emine TORGAN GÜZEL
				

This report shall not be reproduced other than in full except with the permission of the laboratory. The testing reports without signature and seal are not valid.

TOPIC

Dyestuff analysis of the powder sample with brown-colored.

METHOD(S)

Qualitative Dyestuff Analysis by HPLC-DAD (High Performance Liquid Chromatography with Diode Array Detection)



Figure 1. The powder sample with brown-colored coded with 19010-03 (Veg-e pome.).

RESULTS OF ANALYSES

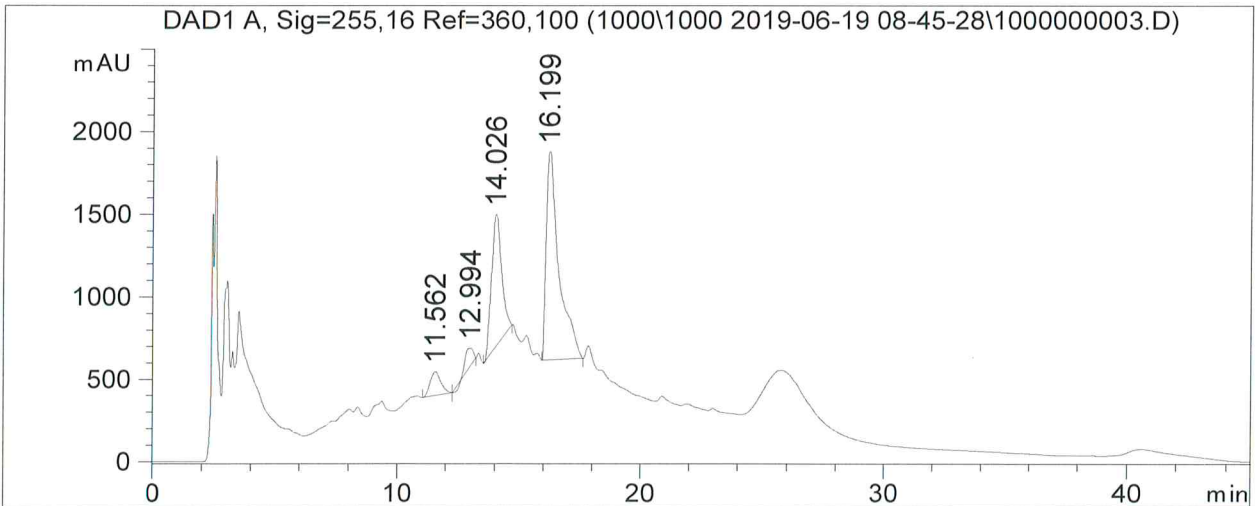


Figure 2. Chromatogram of the sample coded with 19010-03.



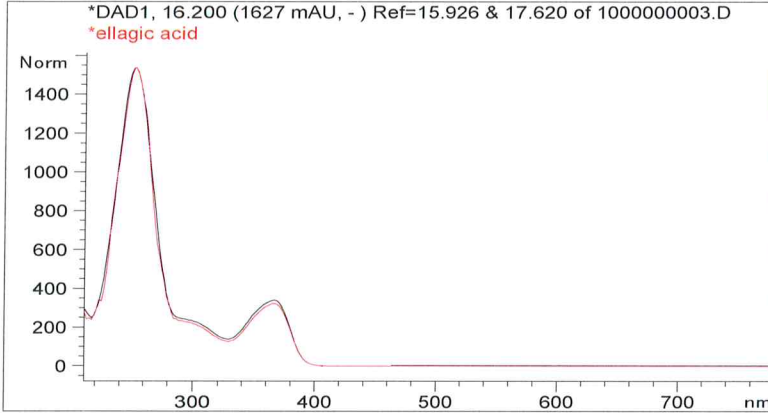


Figure 3. Comparison of the spectrum identified in the sample with ellagic acid standard.

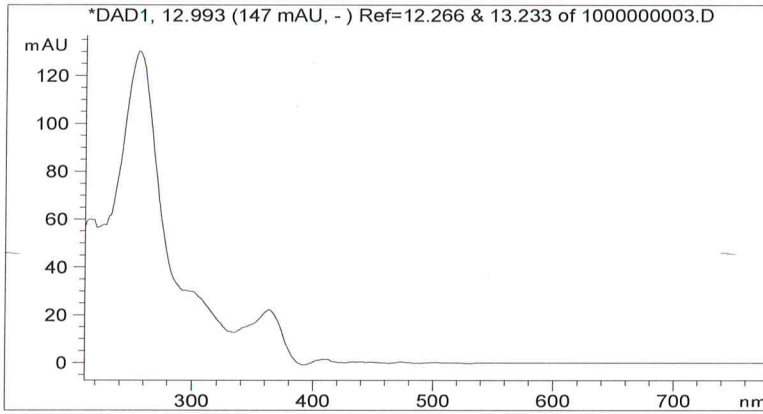


Figure 4. The spectrum of identified ellagic acid derivative.

RESULT AND EVALUATION

Dyestuff analysis (Fig. 2-4) was carried out using HPLC-DAD for brown-colored powder dye sample coded with 19010-03 (Veg-e pome., Fig.1).

According to the dyestuff analysis, ellagic acid and *its derivatives were determined in the brown-colored dye sample coded with 19010-03 (Veg-e pome.).

As a result, it was determined that the brown-colored sample analyzed is natural dye.

(*) For this analysis is outside the scope of accreditation.

PB
ETG



NURUOSMANIYE Kültür Turizm ve
Ticaret Limited Şirketi
DATU Laboratory

KEYAP SİTESİ A2 Blok No: 14
34775 Y.Dudullu/Ümraniye - İstanbul







DATU
19010-10
06-19

Report of Analysis

Customer Name/Address	:	Sadırlar Alliance Tekstil A.Ş. ve Fatih Tekstil Baskı San. ve Tic. Ltd. Şti. Adres 1: Cihangir Mah. Dolun Tesisleri Yolu Şehit Kom. Onb. Uğur Hancı Sok. No:9 Avcılar/İSTANBUL Adres 2: Mahmutbey Mah. 2662 Sok. No:8 İşyeri No:1B1 Bağcılar/İstanbul		
Report Number	:	19010-10		
Name and Identity of Test Item	:	19010-10 Veg-e jug.		
The Date of Receipt of Test Item	:	-		
Remarks	:	brown liquid dye		
Sample taking date and method	:	14.06.2019 / From Hand		
Sample taker's name	:	Pınar Başpınar		
Date of Test	:	20.06.2019		
Number of Pages of the Report	:	4	Number of copies of the report	3

The testing and/or measurement results, the uncertainties (if applicable) with confidence probability and test methods are given on the following pages which are part of this report.
The results are related only to the items tested.

Seal	Date	Makes Analysis	Controlling	Head of Laboratory
	28.06.2019	Emine TORGAN GÜZEL 	Pınar BAŞPINAR 	Emine TORGAN GÜZEL 

This report shall not be reproduced other than in full except with the permission of the laboratory. The testing reports without signature and seal are not valid.

TOPIC

Dyestuff analysis of the liquid sample with brown-colored.

METHOD(S)

1. Qualitative Dyestuff Analysis by HPLC-DAD (High Performance Liquid Chromatography with Diode Array Detection)



Figure 1. The powder sample with brown-colored coded with 19010-10 (Veg-e jug.).

RESULTS OF ANALYSES

Qualitative Dyestuff Analysis by HPLC-DAD

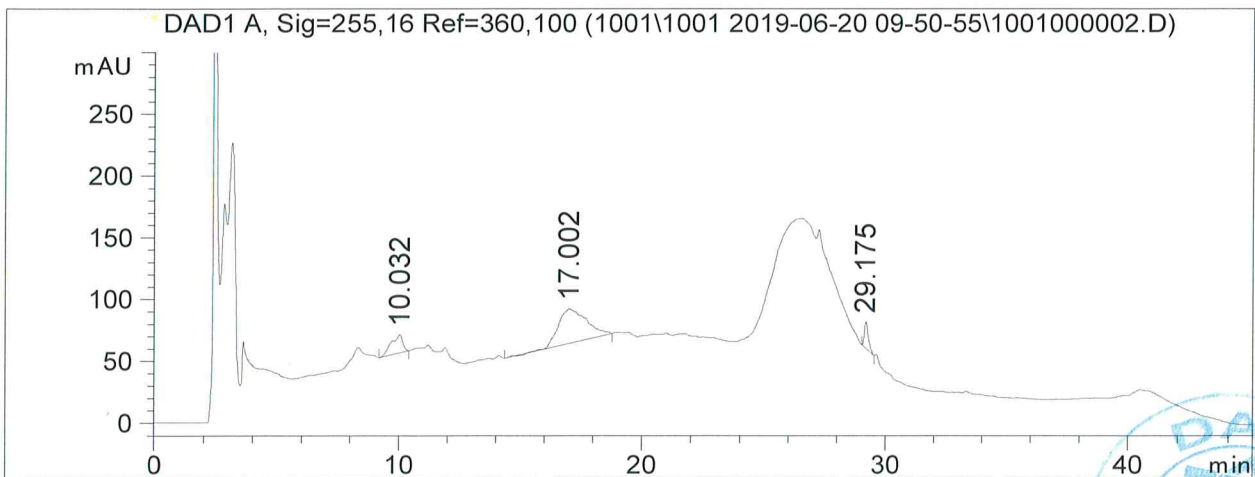


Figure 2. Chromatogram of the sample coded with 19010-10.



DATU
19010-10
06-19

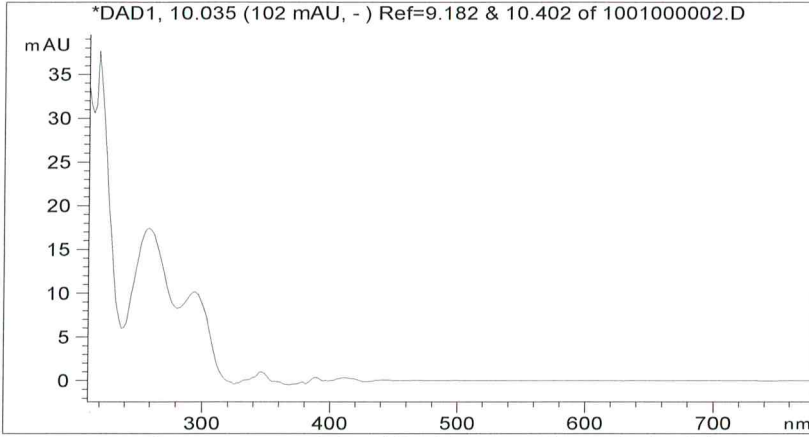


Figure 3. The spectrum identified in sample coded with 19010-10 (Retention time: 10.035 min.).

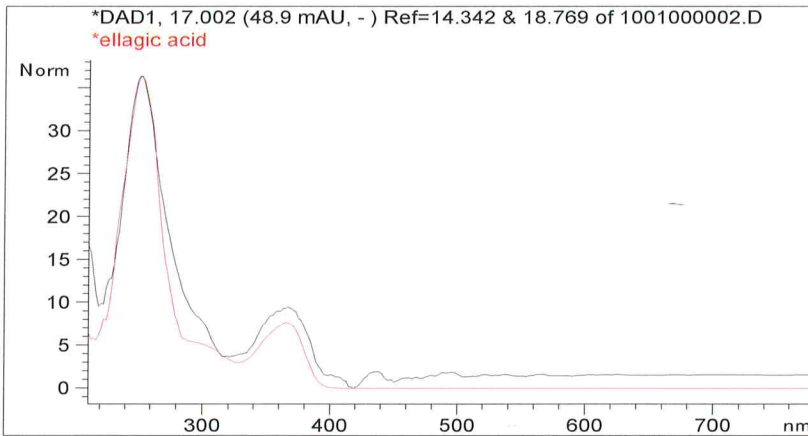


Figure 4. Comparison of the spectrum identified in the sample with ellagic acid standard.

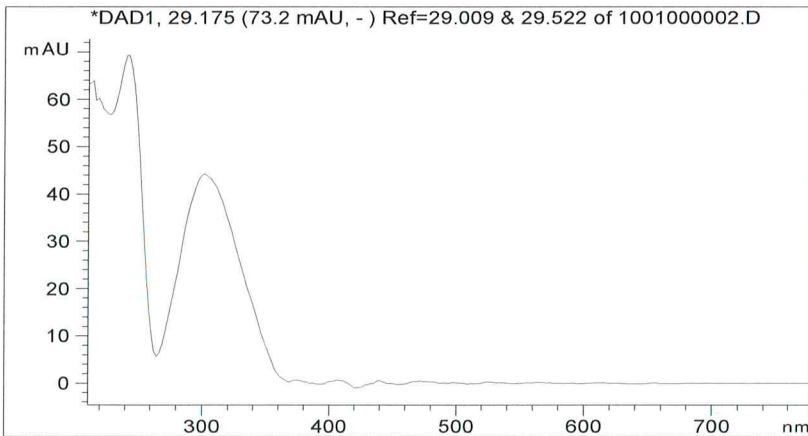


Figure 5. The spectrum identified in sample coded with 19010-10 (gallic acid derivative.).

PB
ETG

DATU
19010-10
06-19

RESULT AND EVALUATION

Dyestuff analysis (Fig. 2-5) was carried out using HPLC-DAD for brown-colored liquid dye sample coded with 19010-10 (Veg-e jug., Fig.1).

According to the dyestuff analysis, ellagic acid, *phenolic acid and *gallic acid derivative were determined in the brown-colored dye sample coded with 19010-10 (Veg-e jug.).

As a result, it was determined that the brown-colored sample analyzed is natural dye.

(*) For this analysis is outside the scope of accreditation.

